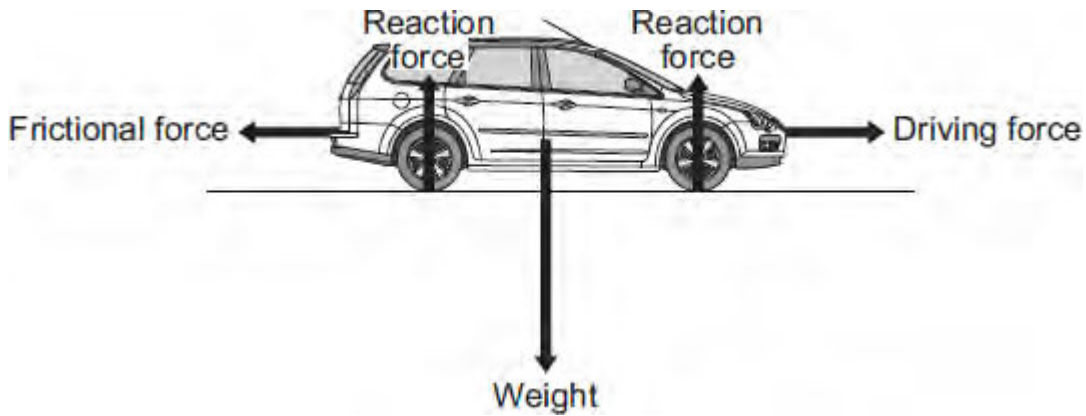


Q1. The diagram shows the forces acting on a car. The car is being driven along a straight, level road at a constant speed of 12 m/s.



- (a) The driver then accelerates the car to 23 m/s in 4 seconds.

Use the equation in the box to calculate the acceleration of the car.

$\text{acceleration} = \frac{\text{change in velocity}}{\text{time taken for change}}$
--

Show clearly how you work out your answer and give the unit.

.....

Acceleration =

(3)

- (b) Describe how the horizontal forces acting on the car change during the first **two** seconds of the acceleration.

.....

(3)
 (Total 6 marks)

Q2. The manufacturer of a family car gave the following information.

Mass of car 950 kg

The car will accelerate from 0 to 33 m/s in 11 seconds.

(a) Calculate the acceleration of the car during the 11 seconds.

.....
.....
.....

(2)

(b) Calculate the force needed to produce this acceleration.

.....
.....
.....

(2)

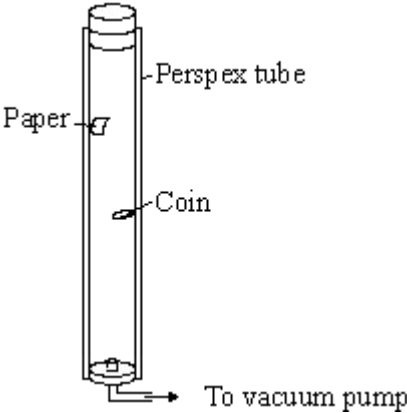
(c) The manufacturer of the car claims a top speed of 110 miles per hour. Explain why there must be a top speed for any car.

.....
.....
.....

(3)

(Total 7 marks)

Q3. The apparatus shown is used to compare the motion of a coin with the motion of a piece of paper as they both fall.



(a) When the tube is filled with air the coin falls faster than the piece of paper. Why?

.....

(1)

(b) The air in the tube is removed by the vacuum pump. The tube is turned upside down.
 State **two** ways in which the motion of the coin and piece of paper will change compared to when there was air in the tube.

1

.....

.....

2

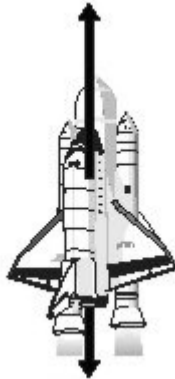
.....

.....

(2)
 (Total 3 marks)

- Q4.** (a) The arrows in the diagram represent the size and direction of the forces on a space shuttle, fuel tank and booster rockets one second after launch. The longer the arrow the bigger the force.

Thrust force



Weight of shuttle, fuel tanks and booster rockets plus air resistance

- (i) Describe the upward motion of the space shuttle one second after launch.

.....

(1)

- (ii) By the time it moves out of the Earth's atmosphere, the total weight of the space shuttle, fuel tank and booster rockets has decreased and so has the air resistance.

How does this change the motion of the space shuttle? (Assume the thrust force does not change).

.....

(1)

- (b) The space shuttle takes 9 minutes to reach its orbital velocity of 8100 m/s.

- (i) Write down the equation that links acceleration, change in velocity and time taken.

.....

(1)

- (ii) Calculate, in m/s^2 , the average acceleration of the space shuttle during the first 9 minutes of its flight. Show clearly how you work out your answer.

.....

.....

average acceleration = m/s^2

(2)

- (iii) How is the velocity of an object different from the speed of an object?

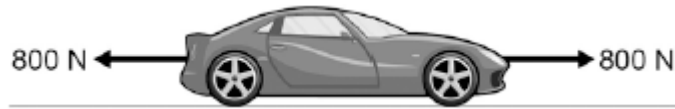
.....

.....

(1)

(Total 6 marks)

Q5.The figure below shows the horizontal forces acting on a car.



(a) Which **one** of the statements describes the motion of the car?

Tick **one** box.

It will be slowing down.

It will be stationary.

It will have a constant speed.

It will be speeding up.

(1)

(b) During part of the journey the car is driven at a constant speed for five minutes.

Which one of the equations links distance travelled, speed and time?

Tick **one** box.

distance travelled = speed + time

distance travelled = speed \times time

distance travelled = speed - time

distance travelled = speed \div time

(1)

- (c) During a different part of the journey the car accelerates from 9m / s to 18m / s in 6 s.

Use the following equation to calculate the acceleration of the car.

$$\text{acceleration} = \frac{\text{change in velocity}}{\text{time taken}}$$

.....
.....

$$\text{acceleration} = \dots\dots\dots \text{ m / s}^2$$

(2)

- (d) Which equation links acceleration, mass and resultant force?

Tick **one** box.

resultant force = mass + acceleration

resultant force = mass × acceleration

resultant force = mass – acceleration

resultant force = mass ÷ acceleration

(1)

- (e) The mass of the car is 1120 kg. The mass of the driver is 80 kg.

Calculate the resultant force acting on the car and driver while accelerating.

.....
.....

$$\text{Resultant force} = \dots\dots\dots \text{ N}$$

(2)

(f) Calculate the distance travelled while the car is accelerating.

Use the correct equation from the Physics Equation Sheet.

.....
.....
.....

Distance = m

(3)

(g) A car driver sees a fallen tree lying across the road ahead and makes an emergency stop.

The braking distance of the car depends on the speed of the car.

For the same braking force, explain what happens to the braking distance if the speed doubles.

You should refer to kinetic energy in your answer.

.....
.....
.....
.....
.....
.....
.....
.....
.....

(4)

(Total 14 marks)

Q6.The diagram shows a boat pulling a water skier.



- (a) The arrow represents the force on the water produced by the engine propeller. This force causes the boat to move.

Explain why.

.....
.....
.....
.....

(2)

- (b) The boat accelerates at a constant rate in a straight line. This causes the velocity of the water skier to increase from 4.0 m/s to 16.0 m/s in 8.0 seconds.

- (i) Calculate the acceleration of the water skier and give the unit.

.....
.....
.....

Acceleration =

(3)

- (ii) The water skier has a mass of 68 kg.

Calculate the resultant force acting on the water skier while accelerating.

.....
.....
.....

Resultant force = N

(2)

- (iii) Draw a ring around the correct answer to complete the sentence.

The force from the boat pulling the water skier forwards

will be

less than
the same as
greater than

 the answer to part **(b)(ii)**.

Give the reason for your answer.

.....
.....

(2)
(Total 9 marks)

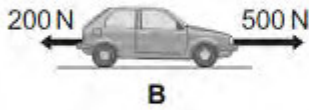
- Q7.** (a) A car is being driven along a straight road. The diagrams, **A**, **B** and **C**, show the horizontal forces acting on the moving car at three different points along the road.

Describe the motion of the car at each of the points, **A**, **B** and **C**.



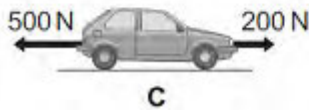
.....

.....



.....

.....



.....


.....

(3)

- (b) The diagram below shows the stopping distance for a family car, in good condition, driven at 22 m/s on a dry road. The stopping distance has two parts.

- (i) Complete the diagram below by adding an appropriate label to the second part of the stopping distance.

The distance the car travels during the driver's reaction time



.....

.....


(1)

- (ii) State **one** factor that changes both the first part **and** the second part of the stopping distance.

.....

(1)

- (c) The front crumple zone of a car is tested at a road traffic laboratory. This is done by using a remote control device to drive the car into a strong barrier. Electronic sensors are attached to the dummy inside the car.



- (i) At the point of collision, the car exerts a force of 5000 N on the barrier.
State the size and direction of the force exerted by the barrier on the car.

.....
.....

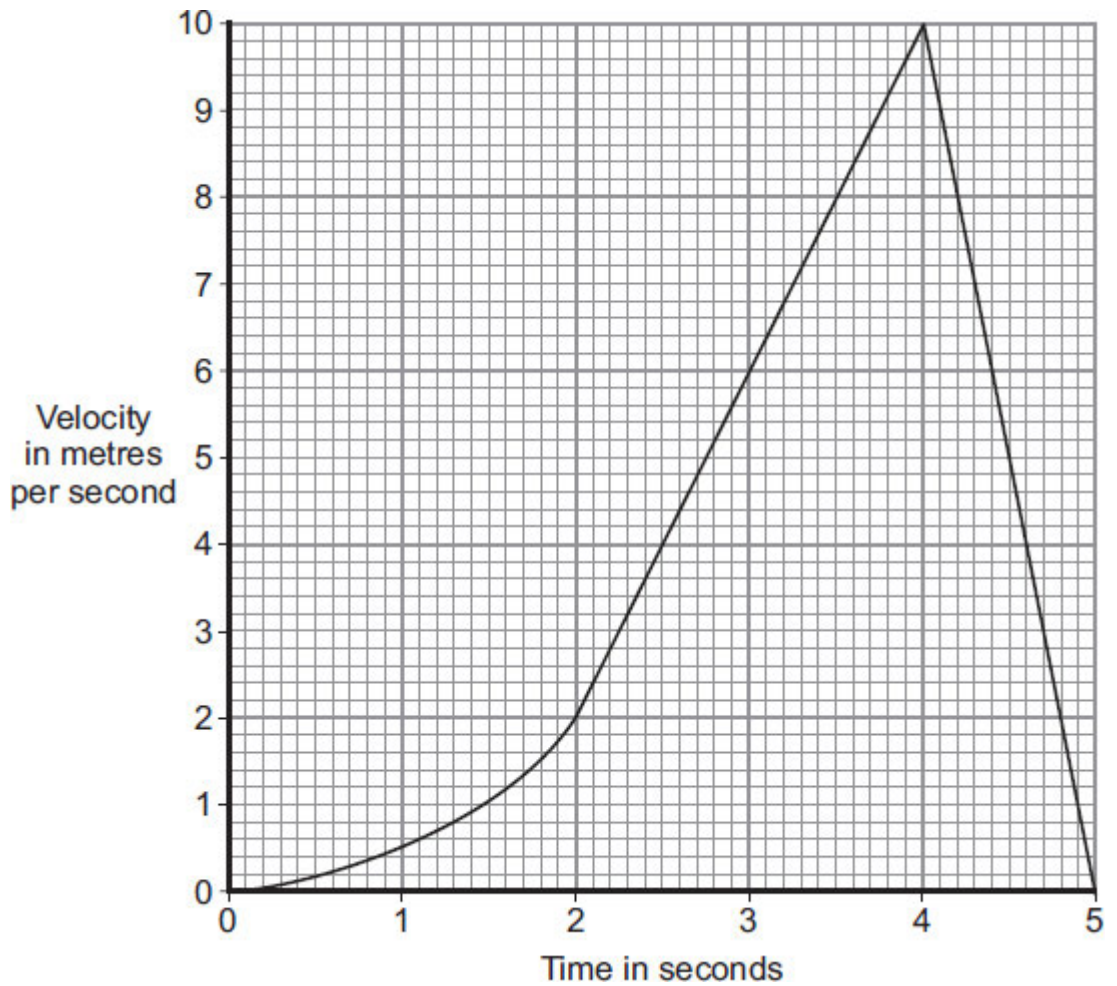
(1)

- (ii) Suggest why the dummy is fitted with electronic sensors.

.....
.....

(1)

- (iii) The graph shows how the velocity of the car changes during the test.



Use the graph to calculate the acceleration of the car just before the collision with the barrier.

Show clearly how you work out your answer, including how you use the graph, and give the unit.

.....

.....

.....

.....

Acceleration =

(3)
(Total 10 marks)